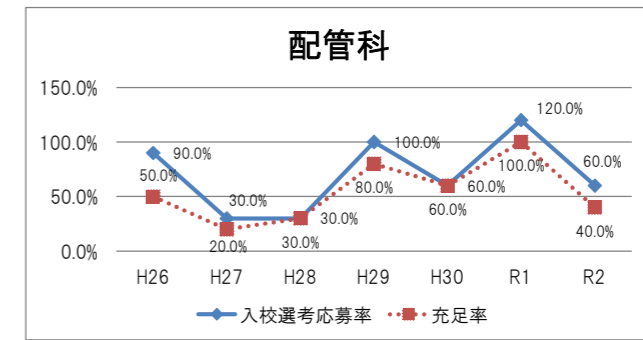
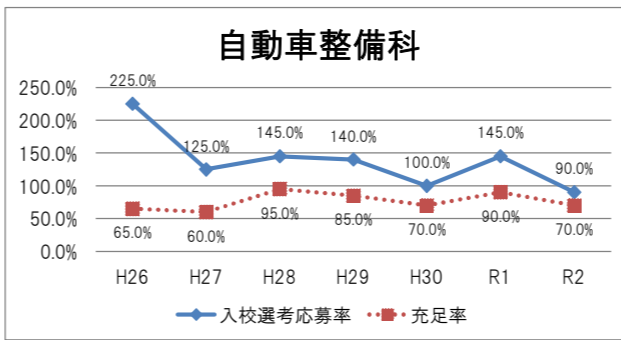
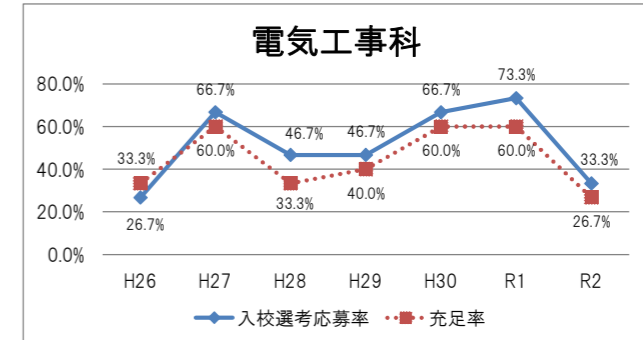
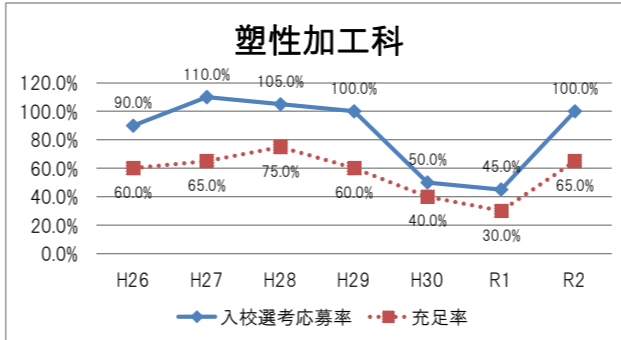
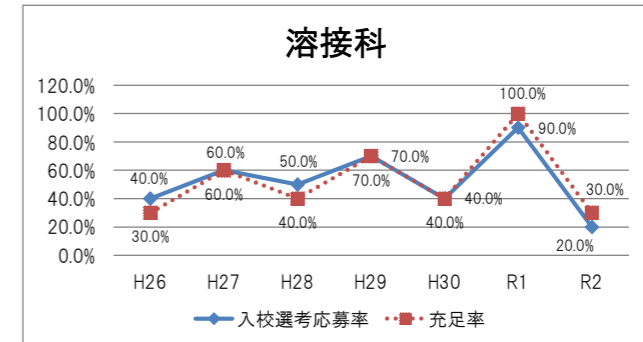
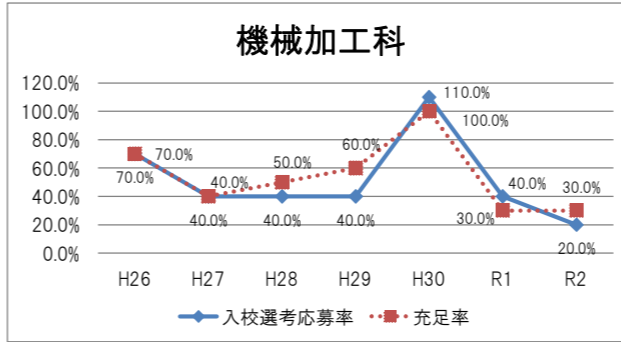


県立高等技術学校における応募・入校状況の推移

参考資料1-2

校別	過程	科別	定員	入校選考応募率								充足率							
				H26	H27	H28	H29	H30	R1	R2	H26	H27	H28	H29	H30	R1	R2		
高知高等技術学校	普通(高卒)	機械加工科	10	70.0%	40.0%	40.0%	40.0%	110.0%	40.0%	20.0%	70.0%	40.0%	50.0%	60.0%	100.0%	30.0%	30.0%		
		溶接科	10	40.0%	60.0%	50.0%	70.0%	40.0%	90.0%	20.0%	30.0%	60.0%	40.0%	70.0%	40.0%	100.0%	30.0%		
	普通(中卒/高卒)	20	90.0%	110.0%	105.0%	100.0%	50.0%	45.0%	100.0%	60.0%	65.0%	75.0%	60.0%	40.0%	30.0%	65.0%			
	普通(高卒)	電気工事科	15	26.7%	66.7%	46.7%	46.7%	66.7%	73.3%	33.3%	33.3%	60.0%	33.3%	40.0%	60.0%	60.0%	26.7%		
		自動車整備科	20	225.0%	125.0%	145.0%	140.0%	100.0%	145.0%	90.0%	65.0%	60.0%	95.0%	85.0%	70.0%	90.0%	70.0%		
		配管科	10	90.0%	30.0%	30.0%	100.0%	60.0%	120.0%	60.0%	50.0%	20.0%	30.0%	80.0%	60.0%	100.0%	40.0%		
高知校(小計)			85	102.4%	82.4%	81.2%	89.4%	71.8%	87.1%	62.4%	52.9%	54.1%	60.0%	65.9%	60.0%	65.9%	48.2%		
中村高等技術学校	普通(中卒・高卒)	木造建築科	10	120.0%	120.0%	70.0%	70.0%	60.0%	60.0%	100.0%	100.0%	50.0%	50.0%	50.0%	40.0%	R2新設2年コース			
		木造建築科(中卒)	5														0.0%		
		木造建築科(高卒)	10														70.0%		
	普通(中卒)	左官・タイル施工科	10	30.0%	70.0%	40.0%	30.0%	10.0%	80.0%	20.0%	60.0%	40.0%	30.0%	0.0%	50.0%				
	中村校(小計)			20	75.0%	95.0%	55.0%	50.0%	35.0%	70.0%	46.6%	60.0%	80.0%	45.0%	40.0%	25.0%	45.0%	33.3%	
	短期(離職)	左官エクステリア科	10														50.0%		
		住宅リフォーム科	前期	10	50.0%	80.0%	70.0%	50.0%	60.0%	80.0%	30.0%	60.0%	60.0%	50.0%	50.0%	60.0%			
後期			10	60.0%	80.0%	30.0%	130.0%	130.0%	60.0%	40.0%	70.0%	10.0%	130.0%	100.0%	60.0%				
R2新設10カ月			15														100.0%		
計			55.0%	80.0%	50.0%	90.0%	95.0%	70.0%	116.0%	35.0%	65.0%	35.0%	90.0%	75.0%	60.0%	80.0%			
高知県(普通課程)合計			105	97.1%	84.8%	76.2%	81.9%	64.8%	83.8%	60.0%	54.3%	59.0%	57.1%	61.0%	53.3%	61.9%	46.0%		

[高知校]



[中村校]

